

# English

## Quarter 4 – MELC 5 :

### Following One-to-Two Step Directions



English – Grade 1

Alternative Delivery Mode

Quarter 4 – MELC 5: Following one-to-two step directions EN1LC-IVg-h-3.6

First Edition, 2019

**Republic Act 8293, section 176** states that: No copyright shall subsist in any work of the Government of the Philippines. However, prior approval of the government agency or office wherein the work is created shall be necessary for exploitation of such work for profit. Such agency or office may, among other things, impose as a condition the payment of royalties.

Borrowed materials (i.e., songs, stories, poems, pictures, photos, brand names, trademarks, etc.) included in this book are owned by their respective copyright holders. Every effort has been exerted to locate and seek permission to use these materials from their respective copyright owners. The publisher and authors do not represent nor claim ownership over them.

Published by the Department of Education

Secretary:

Undersecretary:

Assistant Secretary:

#### **Development Team of the Module**

**Author:** Babylyn M. Pataweg

**Editor:** Agnes G. Ventura; Arsenia A. Odonez; Merlie M. Binay-an EdD

**Reviewers:** Arlee M. Vicmudo

**Illustrator:** Rhonda M. Bayatan

**Layout Artist:**

**Management Team:** Dindo John H. Moreno PhD; Bermelita E. Guillermo PhD;

Merlie M. Binay-an, EdD; Chester C. Cortez

Evelyn V. Ramos, CID Chief

Jonathan A. Fronda PhD, CESE, OIC-ASDS

Rachel L. Llana PhD, CESO VI, OIC-SDS

Printed in the Philippines by \_\_\_\_\_

Department of Education – Schools Division of Nueva Vizcaya, DepEd RO II

Office Address: Quezon St., Don Domingo Maddela, Bayombong, Nueva Vizcaya

Telephone: (078)392-0381, (078)392-0351, 09171589946

Website: [www.deped-nv.com.ph](http://www.deped-nv.com.ph)

Email: [nuevavizcaya@deped.gov.ph](mailto:nuevavizcaya@deped.gov.ph)

# English

## Quarter 4 – MELC 5

### Following One-to-Two Step Directions

This instructional material was collaboratively developed and reviewed by educators from public and private schools, colleges, and or/universities. We encourage teachers and other education stakeholders to email their feedback, comments, and recommendations to the Department of Education at [action@deped.gov.ph](mailto:action@deped.gov.ph).

**We value your feedback and recommendations.**

## Introductory Message

For the facilitator:

This Alternative Delivery Mode Learning Module is intended for use by the Grade I learners who happen to miss the regular class session for one reason or another. In order for them to cope with the missed competencies/skills, this learning module allows the learners to seek learning support from their parents, elder siblings and anyone at home who is capable of providing the needed assistance.

Furthermore, this learning module contains varied learning activities and tasks which are developmentally appropriate for Grade I learner's use. Hence, the learners should be properly instructed and reminded to use separate sheets in doing the tasks/activities which are intended to be written, and/or as needed.

Prior to the use of this learning module, clear communication of the guidelines should be made, and proper collaboration between the facilitator and the learning support-provider should be established in order to achieve the most desired learning goals and outcomes.

For the learner:

This module will help you learn to listen, speak and understand one-to- two step direction.

You will enjoy reading, listening and following one-to-two step directions.

Have some fun!



## *What I Need to Know*

This module is designed and written with you in mind. It is developed to help you master how to follow one-to-two step directions.

The module is divided into nine activities, namely:

Activity 1 – What I Know

Activity 2 – What's In

Activity 3 – What's New

Activity 4 - What is It

Activity 5 – What's More

Activity 6 – What's I have Learned

Activity 7 - What I Can Do

Activity 8 – Assessment

Activity 9 – Additional Activities

After going through this module, you are expected to:

1. Identify one-to-two step directions;
2. Follow one-to-two step direction correctly; and
3. Know how to follow directions properly.



## *What I Know*

Listen to your facilitator. Follow what he/she says.

- a. Stand straight.
- b. Jump 3 times and say hello to everyone.
- c. Dance.
- d. Sit straight.
- e. Close your mouth.

# Lesson 46

## Following One-to-Two Step Directions

Which of the following is a one-to-two step directions? Write 1 if it is one-step direction and 2 if it is a two-step direction on the blank before the number.

- \_\_\_\_\_ 1. Walk slowly
- \_\_\_\_\_ 2. Write legibly
- \_\_\_\_\_ 3. Jump!
- \_\_\_\_\_ 4. Sing and Dance!
- \_\_\_\_\_ 5. Run




### *What's In*

#### Let's Execute It

Look at the pictures. Can you do them?

(√) Check the picture that you can do and (X) Cross out the picture that you cannot do.





### *Notes to the Facilitator*

In following directions, give the direct instruction and then provide clarification if it is necessary, while the learner does what the action requires. The direction must be simple and easy to follow.


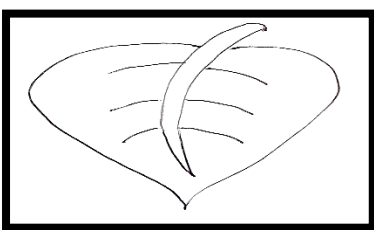




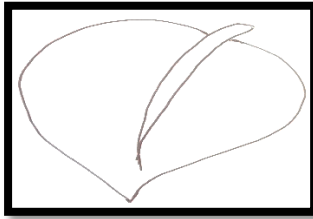





## *What's New*

Let's identify It.

Follow the directions correctly.




- Color the same three leaves with green.
- Color the same two leaves with brown.
- Color the same two other leaves with red.
- Write big X on the same leaves.
- Circle the two other leaves inside the box.



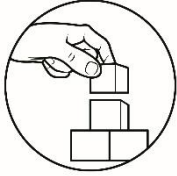
## *What is It*

### Let's Color It

Look at the picture. Follow each direction correctly.



- a. Color the boy's bike green.
- b. Color the girl's bike yellow.
- c. Color the boy's basket brown.
- d. Color the boy's clothes red and his hair black.
- e. Color the girl's clothes blue and her hair brown.



## *What's More*

### **Let's Do It**

Read, analyze and follow the directions (The facilitator guides and assists the learner in doing the tasks).

- a. Open the door.
- b. Hide under the table.
- c. Run to the bathroom.
- d. Close and open the windows.
- e. Comb your hair with your finger.

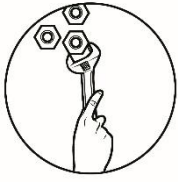


## *What I Have Learned*

### **Remember:**

In following one-to-two step directions, you have to:





- a. read and analyze what the direction is;
  - b. follow correctly what the direction tells you to do;
- and
- c. follow each direction step-by-step.



## *What I Can Do*

Read, analyze and follow the direction carefully.




1. Color all the pictures.
2. Draw a red  around the animals.
3. Draw a blue  around the things with wheels.
4. Draw a green  around the things you can wear.
5. Draw a yellow  around the things you can eat.



## ***Assessment***

The facilitator reads the directions while the learner listens and does the following.

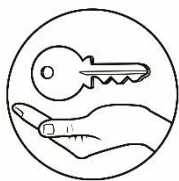
- a. Bring out your paper and pencil.
- b. Write your name on the first line of your paper.
- c. Draw a big circle at the middle of your paper.
- d. Write the first letter of your name inside the circle.
- e. Underline the first letter of your name inside the circle.



## *Additional Activities*

The facilitator reads the directions and the learner does what the teacher says.

1. Touch your nose and count one to five.
2. Touch your knees and raise your hand.
3. Stand up and touch your elbow.
4. Say your name and stomp your foot.
5. Pretend to brush your hair and wave hello.



## *Answer Key*

Assessment	What's More	What I know
<ol style="list-style-type: none"><li>1.</li><li>2. Name of pupils</li><li>3. big circle</li><li>4. Initial letter of pupil's name</li><li>5. Underline the initial letter of pupil's name</li></ol>	<ol style="list-style-type: none"><li>1.</li><li>2.</li><li>3.</li><li>4.</li><li>5.</li></ol>	

## *References*

*K-12 Grade I Curriculum Guide page 18 of 244 S. 2016*  
*Developmental English I Learner's Material*

**For inquiries or feedback, please write or call:**

Department of Education – (Bureau/Office)

(Office Address)

Telefax:

Email Address: